



Day of the Dead Activity Pack



Puzzles
Craft activities
Fun facts

Follow us on socials!



@kewgardens



@mandingaarts



Kew Gardens



Mandinga Arts

Royal Botanic Gardens
Kew

**mandinga
arts**





¡Hola! I'm Manni.

We can learn all about Day of the Dead in this fun activity pack, *¡vamos!*



What is Day of the Dead or *Día de Muertos*?

It is a Mexican holiday celebrated every year during a three-day festival which lasts from 31 October until 2 November. It helps families to remember their deceased loved ones.

In Mexican culture, death is understood as a natural part of life, and the festival is a special time for coming together to celebrate people who have passed away.

Activity 1: How many Day of the Dead words can you find?

S	N	O	T	E	L	E	K	S	N
E	R	D	E	Y	N	V	I	O	M
M	P	E	C	J	P	S	I	E	A
V	E	N	W	F	Q	T	F	Y	R
L	P	W	B	O	I	O	K	I	I
D	O	O	F	D	L	W	R	N	G
I	L	S	A	Q	K	F	A	I	O
W	Y	R	S	Z	T	R	T	I	L
L	T	S	K	U	L	L	L	M	D
V	Q	U	I	W	Q	J	A	P	S

SKULL

MARIGOLDS



FLOWERS

ALTAR

TRADITION

FOOD

SKELETON



Activity 2: Make an eye-catching headdress.

What you'll need:





Step 1: Make a headband. You can use the templates on this page to help you.

Once you have two strips of paper that if joined together will fit around your head, tape or glue them together to make something like this:




Did you know? The bright orange flowers, marigolds are an important part of the *ofrenda* (altar). It is believed that the smell of the flowers helps guide spirits of the dead to the altars creates for them by loved ones.



Step 2: Colour and cut out your pieces to attach to your headband.

If you'd like a bit more of a challenge, see the next page for some creative suggestions!




Get a grown-up to help you with cutting out the templates if you aren't confident and don't be afraid to let your imagination run wild when colouring them in!



Want to take your headdress to the next level?

Have a look at these handy tips below.

Tip 1: Add an extra strip to your head band so you can attach more stuff! Like this:




Tip 3: Cut your skeleton hand template out and make creases in the fingers by gently folding them in half. This will give it more of a 'hand' like effect. Like this:



Make the crease line here on each finger.

Tip 2: Cut out all the flower templates and gently bend the petals towards the centre. Then glue or tape the flowers on top of each other to give it more of a shape. Like this:



Tip 4: Make your sugar skull look more 3D by adding a crease down the middle. You can do this gently folding it in half. Like this:



Psst! You don't need to make stuff for your headdress from scratch, *amigos*. Use things you may already have around your house, like leaves from the garden or perhaps some sequins leftover from past craft projects.

Activity 3: Make a tasty *Dia de Muertos* treat! Decorate your own sugar skull inspired biscuit.

What you'll need to make the skull:



A biscuit base



Icing sugar



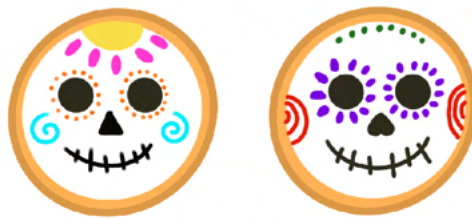
Milk

Step 1: Make a simple icing. You can do this by taking your icing sugar and adding a bit of milk until it becomes smooth and spreadable. Take your time adding the milk so the mixture doesn't become too runny!


Step 2: Spread the white icing evenly on your chosen biscuit base (Rich Tea are a great choice) and allow it to set before decorating.

Step 3: Let's decorate! You can use anything you like such as smarties or sprinkles. Try adding food colouring to your icing mixture to make different colours you can pipe fun details with.

Have a look at some examples of what you could make:



Did you know? The skulls placed as an offering on the *ofrenda* of loved ones are often made with real sugar and can even be enjoyed as a treat, ¡delicioso!



The fun doesn't stop here – continue learning about Day of the Dead! Have a look at some suggested books and movies below:



Movies:

Coco (2017) PG. Directed by Lee Unkrich. Available on Disney +.

The Book of Life (2014) PG. Directed by Jorge R. Gutierrez. Available on Disney +.



Books:

Day of the Dead: A Count and Find Primer. 2-3 year olds. Written and illustrated by Greg Paprocki.

Dia de los Muertos (Celebrate the World). 2-6 year olds. Written by Hannah Eliot and illustrated by Jorge R. Gutierrez.

Dia de Los Muertos. 5-8 year olds. Written by Roseanne Greenfield Thong and illustrated by Charles Ballesteros.

Did you know? Although it has strong roots in Mexican culture, Day of the Dead is also celebrated in some parts of Central and South America.

